



**Special Needs
Inclusion Program**

—
TRENTON MFRC

**SUMMER
FUN**



**Special Needs
Inclusion Program**

—
TRENTON MFRC

STEP INTO SUMMER!

We know that the last few months have been challenging and looking forward to summer with limited childcare options is overwhelming, but with online school wrapping up its time to step into summer and mix things up with some fun! The following activities focus on enjoying the warm weather and playing outside but some can be easily brought indoors for a rainy day.



CHALK BOMBS

Mix 1 cup of water, 2 tablespoons of cornstarch, and a few drops of food coloring. Then use something like a clean soap dispenser to fill water balloons. Have fun smashing them on the sidewalk!



**Special Needs
Inclusion Program**

—
TRENTON MFRC



Special Needs Inclusion Program

TRENTON MFRC

TIN CAN BOWLING

Grab some cans and a ball and let your kids have some fun! Kids love knocking things over so embrace it with this fun simple game! Start a tournament even to get the competition started!





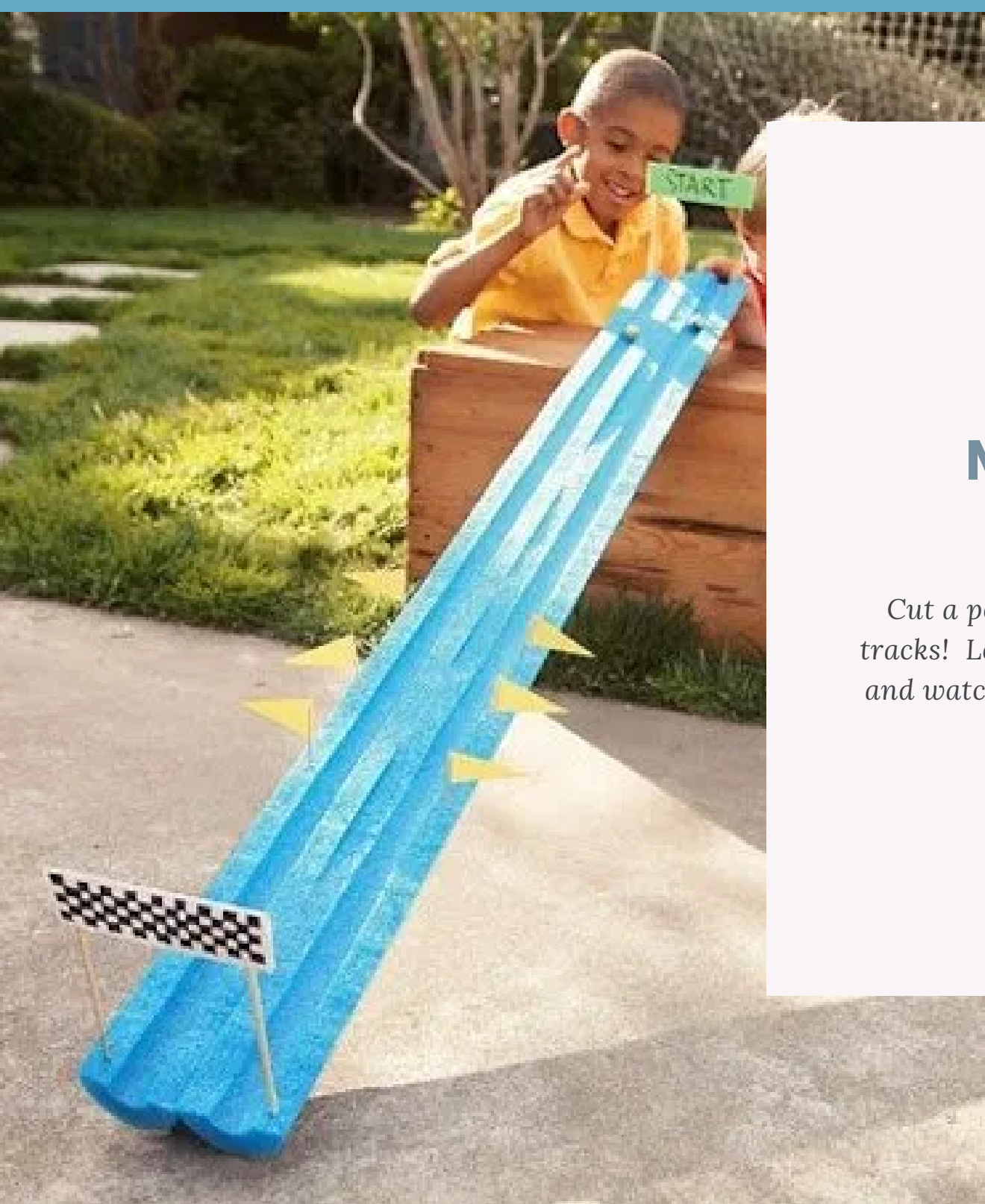
WATER BALLOON PINATA

*Tie a rope across your yard, tie full water balloons too it
and watch your kids try and break them!*



**Special Needs
Inclusion Program**

—
TRENTON MFRC



MARBLE RACE

Cut a pool noodle in half to create 2 tracks! Let your kids decorate the track and watch them race marbles down it!



**Special Needs
Inclusion Program**

TRENTON MFRC




Special Needs Inclusion Program

TRENTON MFRC

SQUIRT GUN ART

Fill squirt guns or spray bottles with liquid watercolors (or water and washable paint) and let your kids squirt a masterpiece!



A close-up photograph of a bubble painting activity. A hand is holding a yellow straw with a coiled orange bubble ring at the end, blowing bubbles into a glass of water. The background is a piece of paper covered in colorful paint splatters and bubbles. The text 'BUBBLE PAINTING' is overlaid on a teal background.

BUBBLE PAINTING

Add some food colouring to your bubble liquid and blow your bubbles onto paper to make your masterpiece!



**Special Needs
Inclusion Program**

—
TRENTON MFRC



CAR WASH

Arm your kids with sudsy water and sponges and let them free to wash their bike, outdoor toys, etc!



**Special Needs
Inclusion Program**

TRENTON MFRC



Special Needs Inclusion Program

TRENTON MFRC

BODY PAINTING

Part of the fun of summer is letting go a little! Let your kids paint their bodies with washable non-toxic paint and then hose them down or let them run through the sprinkler!





BRING THE INSIDE OUT

Think of all the activities your kids love that make you cringe thinking about the mess and bring them outside! Kinetic sand, water orbs, playdoh, slime, crafts with glitter, etc!



**Special Needs
Inclusion Program**

—
TRENTON MFRC



OUTDOOR TENT

Set up an outdoor tent to inspire imaginative play or reading outdoors! Use the one you usually use indoors or create a simple one with a flat sheet, tape, hula hoop and twine!



**Special Needs
Inclusion Program**

TRENTON MFRC



Special Needs Inclusion Program


TRENTON MFRC

WALL DROP

This activity is easily adapted to be simple or complex, for inside or out! The basics are to secure tubes of some kind to a wall to drop something through! Inside use toilet paper and paper towel tubes and drop pom poms!

Outside use things like pool noodles and recycling (think 2L pop bottles) and pour water into it!





MUD CAFE

Fill a large bin with dirt (a storage bin or small kiddie pool will work!). toss in some baking utensils and you're all set! Let your kids serve you their mud creations!



**Special Needs
Inclusion Program**

—
TRENTON MFRC



**Special Needs
Inclusion Program**

—
TRENTON MFRC

THE SNIP TEAM IS HERE TO HELP!

Brittany Jones

Program Intake worker

Brittany.j@trentonmfr.ca

Bryanna Best

Special Needs Inclusion Program Coordinator

Bryanna.b@trentonmfr.ca

Orlana Bourgoin

Provincial Lead Special Needs Inclusion Program

Orlana.b@trentonmfr.ca